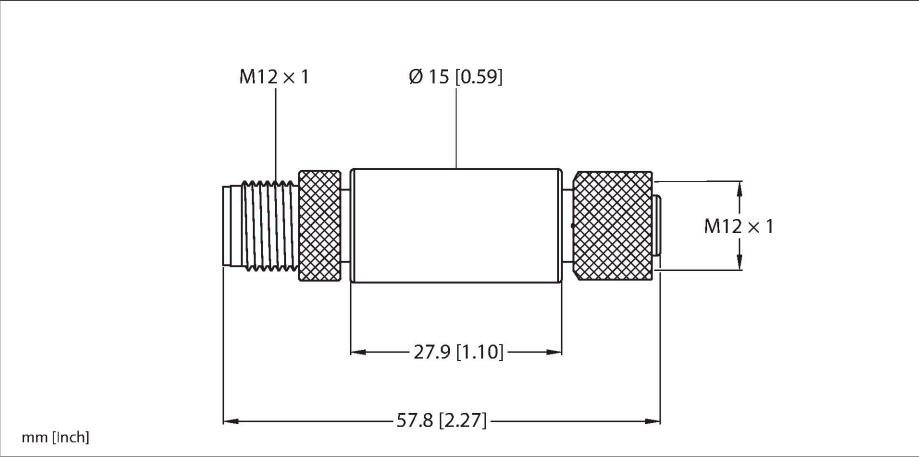


S15C-I-MQ

Converter – Analog to Modbus



Technical data

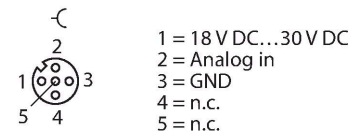
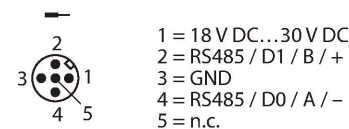
Type	S15C-I-MQ
ID	3810628
Wireless data	
Device type	Converter
I/O data	
Input type	0...20 mA
Output type	Modbus RTU (RS485)
Communication protocol	RS485 Modbus RTU
Electrical data	
runs with battery	nein
Operating voltage	10...30 VDC
Power-on indication	LED, Green
Mechanical data	
Design	Cylindrical/Smooth, S15C
Dimensions	Ø 15 x 57.8 mm
Housing material	Plastic, PVC, Black
Electrical connection	Connector, M12 x 1
Ambient temperature	40...+70 °C
Protection class	IP67
Tests/approvals	
Shock resistance	15 g (11 ms)
Approvals	CE UKCA cULus



Features

- Protection classes IP67, IP68
- Compact housing
- In-line mounting
- Connection via female connector, M12 x 1, 5-pin and male connector, M12 x 1, 5-pin
- Operating voltage: 10...30 VDC
- Input: analog, 4...20 mA
- Output: Modbus RTU
- Converts the current signal into a 16-bit register value

Wiring diagram



Functional principle

Sensors with digital or analog outputs and a serial interface can now be used to communicate via IO-Link and Modbus RTU to provide the data required for predictive maintenance and operational optimization. Components in the Snap Signal product series help to make the data from field devices accessible in the desired format. The S15C and R45C are suitable for in-line mounting and convert a large number of signals into IO-Link process data or Modbus registers. IO hubs

and IO-Link masters in the R90C and R95C product series round off the range.

All components meet industry standards in terms of protection class, connection and durability.

They are easy to integrate into existing systems and the DXM network controller facilitates transferring the data to the control system or the cloud.