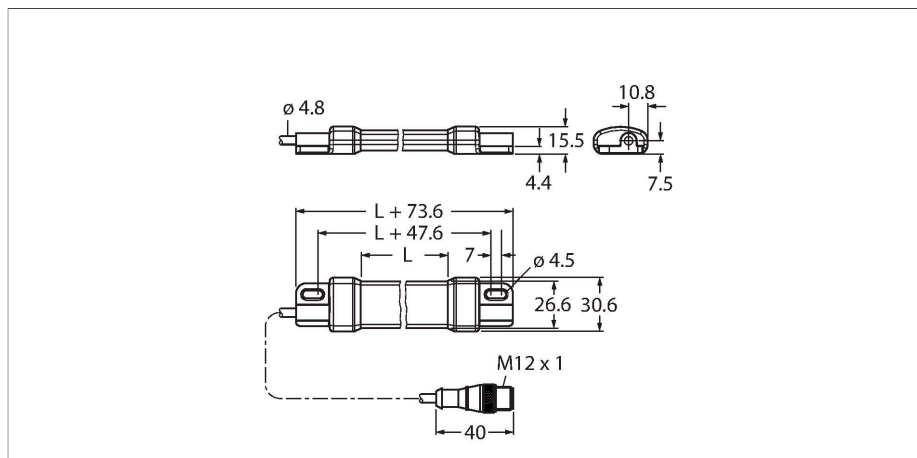


# WLS15XDW0640DSQP

## LED Linear Light – In the Plastic Housing



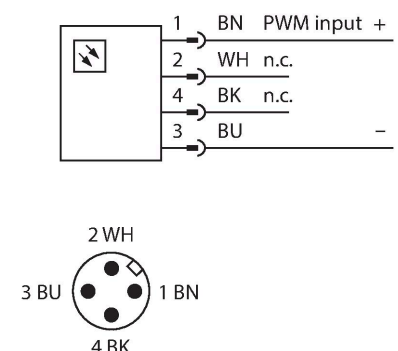
### Technical data

Type	WLS15XDW0640DSQP
ID	3802034
Signal and display data	
Purpose	LED work light
Function	Linear light
Light type	White
Color temperature	4700...+5300 K
Aperture angle degree	60 °
LED service life (L70)	50000 h
Dimmable	PWM
Features of color 1	White, Permanently on, 700 lm
Electrical data	
Operating voltage $U_B$	10...27 VDC
DC rated operating current $I_e$	≤ 400 mA
Max. current consumption per color	960 mA
Mechanical data	
Cascadable	No
Design	Smooth barrel, WLS15
Dimensions	640 x 30.6 x 15.5 mm
Housing material	Plastic, PC PA, Anodized
Window material	Polycarbonate, diffuse
Electrical connection	Cable with connector, M12 x 1, 0.15 m, PVC
Number of cores	4
Ambient temperature	-40...+60 °C
Storage temperature	-40...+70 °C

### Features

- Protection class IP67
- Connection: M12 x 1 cable with male connector, PVC, 150 mm, 4-pin
- Length of the illuminated area L: 566.4 mm
- Color: Cold white
- Illuminance at 0.5 m: 843 Lx
- Operating voltage: 10...15 VDC or 20...27 VDC
- Dimmable from 25 to 100 % with up to 1000 Hz over the input signal

### Wiring diagram



### Functional principle

The energy-efficient LED work lights are ideally suited for industrial applications. Depending on the model, the luminous flux is 170 or 1400 lumen. The device is immediately operational upon application of power (10...15 or 20...27 VDC). The WLS15 series can thus be operated with either the 12 V usual in on-board electrical systems or the 24 V common in industrial applications. Cascadable variants are also available. Variants with a 2 m cable or a short cable with a M12 x 1 or Deutsch connector are available.

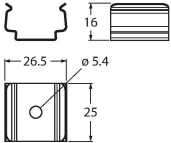
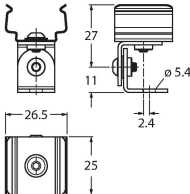
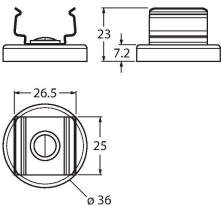
Application note:

Technical data


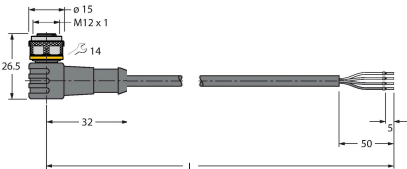
Protection class	IP66 IP67
Tests/approvals	
Approvals	CE, cULus, cURus

Cascading with a 12-V supply allows a total light length of 2.4 m. Cascading with a 24-V supply allows a total light length of 6.0 m.

Accessories

LMBWLS15	3802486	Mounting accessories, kit consisting of three retaining clips for wall mounting of WLS15 work lights	LMBWLS15-150S	3802214	Mounting accessories, kit consisting of two retaining clips with option of rotation by 150°, for wall mounting of WLS15 work lights, stainless steel
					
LMBWLS15MAG	3802238	Mounting accessories, kit consisting of two retaining clips with magnetic foot, for wall mounting of WLS15 work lights, retention force up to 16 lb	LMBWLS15TD	3802296	Mounting accessories, kit consisting of two strips of double-sided adhesive tape, for wall mounting of WLS15 work lights
					
LMBWLS15TF	3801144	Mounting accessories, kit consisting of two strips of double-sided foam urethane tape, for wall mounting of WLS15 work lights			

Accessories

Dimension drawing	Type	ID	
	RKC4.4T-2/TEL	6625013	Connection cable, M12 female connector, straight, 4-pin, cable length: 2 m, jacket material: PVC, black; cULus approval
	WKC4.4T-2/TEL	6625025	Connection cable, M12 female connector, angled, 4-pin, cable length: 2 m, jacket material: PVC, black; cULus approval